

S.N.C.K.C.

Established May,
2003

Vol. I Issue IV

Published This Day
August 16th, 2023



THE WET EXIT

A Monthly Newsletter for The Sierra Nevada Canoe and Kayak Club

IN THIS ISSUE

- P. 2 2023 SNCKC RESCUE CLINIC
- P. 6-8 TRIP PHOTOS - Lake Tahoe and Donner Lake
- P. 9 Feature Article: Preview
To Paddle a SIK or Paddle a SOK

DEPARTMENTS

- P. 3-4 SNCKC 2023 Trip Lists
- P. 4 Safety Device of the Month
- P. 5 Event Schedule / Notices
- P. 8 Quote of the Month
- P. 10 Classifieds & Announcements
- P. 11 Where's the Kayak?

60-DAY CALENDAR

	DATE	EVENT	TIME
AUG	22nd	Rollins Lake Rescue Clinic	..
	25th-28th	Jackson Meadows Camping Paddle	..
	29th	Scotts Flat Lake Moonlight Paddle	6:00 PM
SEP	9th	Loon Lake Day Paddle	..
	13th	BOD Meeting	5:00pm
	16th	Thermolito After Bay Day Paddle	..
	21st-25th	Elkhorn Slough/Monterey Camping paddle	..
	28th	Monthly Member Meeting - Games & Trivia	6:00pm
OCT	11th	BOD Meeting	5:00pm
	14th	TBD	..
	27th	Member Meeting - TBD	600:pm

2023 SNCKC RESCUE CLINIC

Tuesday, August 22nd, at 5:00 pm, at Rollins Lake - Greenhorn Access.

we are holding our annual SNCKC Rescue Clinic. Thomas Schuebel, certified kayak Instructor and honorary SNCKC member, will lead us in demonstration and practice of rescue techniques. This takes the place of our typical monthly meeting at Seaman's Lodge.

Every paddler needs to know and practice rescues, not just for his or her own benefit, but also for the safety of those with whom they paddle. On one of our paddles, in fact, a member needed and successfully applied the techniques learned in past clinics. Rescue practice is highly recommended at least once every year, and may be a prerequisite for some SNCKC paddles.

The clinic is free to participants, though a park entry fee applies. So, please mark your calendars and join us there. Plan to arrive by 4:30 pm so that we can be on the water by 5:00 for the rescue session. Come earlier, of course, if you'd like to get in some paddling before the clinic.

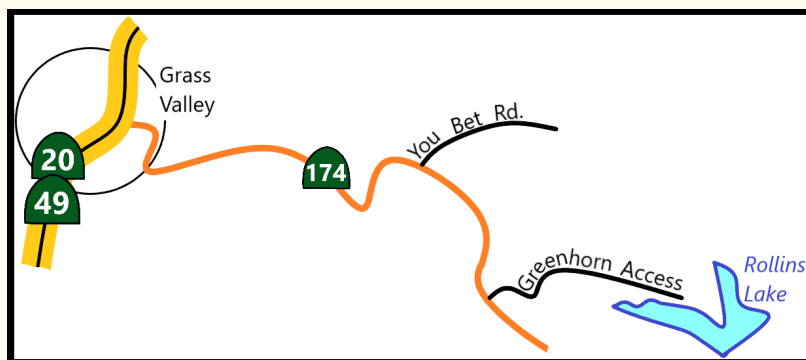
Click on the link below for a sample assisted rescue video, which will introduce you to the ideas and/or refresh your memory. <http://youtu.be/j-zpJQeianC>

On our club website, myusnckc.org (password: snckc), you can find photos taken by Gary Moon at a recent clinic (under resource tab, rescue clinic).

All members are welcome and encouraged to join in the fun. Dress for a swim and bring dry clothes for post practice warmth.

For questions, contact Chris Crain at cgcraina@gmail.com or (530) 263-0942

Directions: Take Highway 174 south toward Colfax. Greenhorn Access is a well marked left turn slightly more than a mile past You Bet Road.



Added instruction option:

Our instructor, Thomas, has led SNCKC's rescue clinic for over a decade, and is also available for personalized 2 hour individual or small group private instruction before the clinic, at a reduced club rate. Cost would be \$50 per person, with a minimum of 2 people, or \$100 for 1 person. Skills covered can range from forward stroke, bracing, maneuvering,...whatever your interests.

I, Chris, have taken several such classes from Thomas, and can attest to their value.

if interested, contact Thomas directly by phone or text at (530) 575-1652

DAY PADDLING TRIPS

DATES & LOCATION	LEADER & CONTACT INFO
AUG 22 - Tuesday Annual Rescue Clinic at Rollins Lake Led by Thomas Schuebel, an international certified sea kayak instructor	Chris Crain cgcrain@gmail.com (530)263-0942
AUG 29 - Tuesday Scotts Flat Lake Full Moon Paddle	TBD
SEP 9 - Friday Loon Lake	Chris Crain cgcrain@gmail.com (530)263-0942
SEP 16 - Saturday Thermolito Afterbay	Peter Johnson profjohnson@gmail.com (312)720-2677
OCT 14 - Saturday TBD	TBD
OCT 31 - Tuesday Lake Wildwood - Halloween Paddle	Peter Johnson profjohnson@gmail.com (312)720-2677
NOV 18 - Saturday Lake Natoma - Potluck	Rachel or Chuck Rachel Finson (530)263-0706



Camping/Overnight Paddle Trips

DATES & LOCATION	LEADER & CONTACT INFO	DRIVING DIRECTIONS (Click the Icon)	VENUE MAP (Click the Icon)	CG WEBSITE
AUG 25-28 - Friday to Monday Jackson Meadows Reservoir Lower Silvertip Group Campsite "Please note this is a change in location and dates. I have booked the Silver Tip group site at Jackson Meadows Reservoir for 3 nights. Aug. 25-28. The Woodcamp Campground, which is individual sites, has flush toilets and is fairly close. Please let me know if you have an interest in joining this trip so I have a sense of numbers as we proceed. By the middle of July I will need firm commitments". - Rachel	Rachel Finson rasatsuki@gmail.com (530)263-0706			
SEP 21-26 - Thursday To Tuesday Elkhorn Slough/Monterey (Sunset Beach CG)	Wendy Thibeault wendytbo2@gmail.com (530)320-0165			www.reservecalifornia.com

We Need Trip Leaders.

If you can lead a trip of your choice, contact **Rachel Finson** at rasatsuki@gmail.com.

Kayak Safety Device of the Month

THE WET EXIT (of Course!)

The Wet Exit is maybe the most important safety device (really a maneuver) that you need to perfect. It is simply having absolute confidence in your method of extracting yourself from your boat when submerged underwater. There is not much else to say about it because the technique can be boat specific where what you do for a SIK (Sit inside Kayak) is different that a SOK (Sit On-top Kayak) and don't forget about the canoe. The important element of this maneuver is that you have practiced it to the point of being confident that you can always perform it in a stressful situation.

Thomas Schuebel will talk about the wet exit at the SNCKC Rescue Clinic, Tuesday, August 22. He may demonstrate it and allow opportunities to practice it under observation and you would certainly be doing it during the rescue part of the course.

If you are new to kayaking, a novice paddler, or it has been a long time since your last clinic, here is a great opportunity to gain, or brush-up on, some of the most important information and safety techniques of the sport.



Monthly club meetings are typically held at 6:00 pm the fourth Thursday at *Seaman's Lodge in Pioneer Park, 427 Nimrod Street, Nevada City.*

Upcoming Meetings

Tuesday, August 22:

Annual Rescue Clinic with Thomas Schuebel

Thomas is a certified Kayak Instructor and honorary SNCKC member, who will instruct us in **assisted and self-rescue techniques**. All members are encouraged to attend the clinic for this important annual refresher of rescue skills. Visit Rescue Clinic under the Resources tab on the website.




Tuesday, September 24:



GAME NIGHT—Trivia, Brain Teasers, and Other Challenges to your Self Esteem



Lake Tahoe

Camping Paddle July 2023





More Photos on the website - Click [HERE](#)

THE DONNER LAKE PADDLE

THE DONNER LAKE KAYAK PARTY WILL GO DOWN IN HISTORY. THE WIND WAS HOWLING AND THE WAVES TOPPED FIVE FEET, AND...HUH...WHAT? NO, ACTUALLY IT WAS A PERFECT DAY WITH JUST ENOUGH WIND FOR A LITTLE CHALLENGE IN THE MORNING, WHICH DROPPED TO COMPLETELY CALM IN THE AFTERNOON. AFTER A STOP FOR LUNCH ON THE WEST SHORE, OUR RETURN PADDLE INCLUDED A JAUNT UP DONNER CREEK AND FUN ADMIRING THE AMAZING HOUSES AND DOCK STRUCTURES ON THE SOUTH SIDE. THE GROUP WAS HAVING SO MUCH FUN, IN FACT, THAT NO PICTURES WERE TAKEN ON THE WATER.

QUOTE OF THE MONTH

A STOP AT THE RED FROG INTRODUCED A COUPLE OF US TO A SANGRIA MADE WITH WINE, RUM, WHISKEY, LIQUEUR, AND FRUIT.

I'D RATHER BE
Kayaking
EVERYDAY



RACHEL

I offer this article preview as an invitation to all members to share their thoughts, concerns, knowledge, and experiences connected with paddling, kayaks, canoes, water, camping, and the adventures of life within. The format can be essay, short story, poem (including Haiku), photo-essay, or short video..... Just in whatever written or visual art form that speaks to you and that can fit on, or be referenced by a digital newsletter. Accompanying photographs, drawings, sketches, or diagrams are encouraged.

Cheers,
Keith

TO SIT INSIDE or SIT ON TOP

Postponed to next month due to illness

Next Month I will start a three-part article about my journey searching for the right kayak. In an attempt to meet my personal needs, I compare three selected touring class Sit-Inside Kayaks (SIKs) with three selected touring class Sit-On-Top kayaks (SOKs).

Much of the article will be a review of collected data from manufacturer specs and performance descriptions and information from various online reviews of each kayak. As best I can, I will offer up general feature and performance perspectives of each make/model, but this article will mostly be about my journey to find the right kayak for my personal situation.



SIK

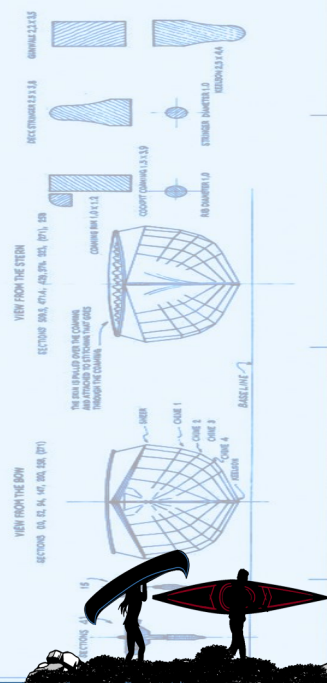
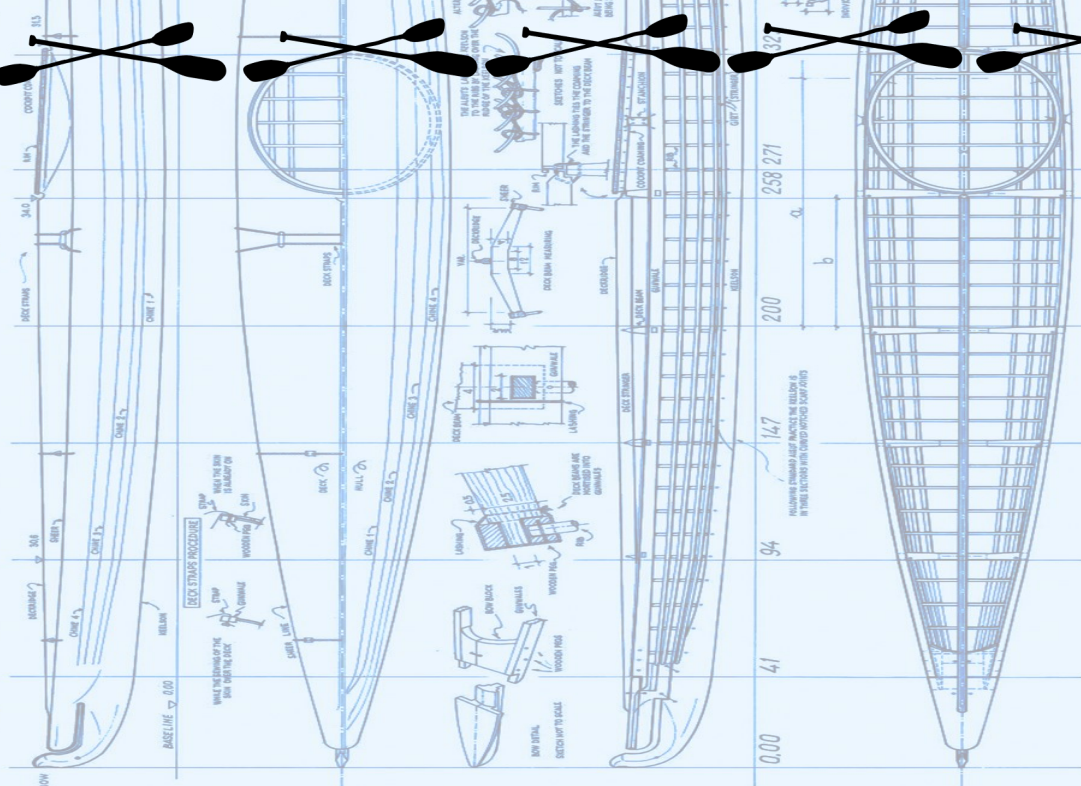


Versus



SOK

A pair of black rubber boots with a textured sole, displayed on a white surface. The boots are positioned side-by-side, with the left boot slightly in front of the right one. They have a simple, functional design with a strap across the ankle.



ANNOUNCEMENTS

~ TABLE OF OFFSETS ~									
STATIONS	0	1	13	2	28	3	36		
1. AIRBORNE	1	1	1	1	1	1	1		
2. AIRBORNE	1	1	1	1	1	1	1		
3. AIRBORNE	1	1	1	1	1	1	1		
4. AIRBORNE	1	1	1	1	1	1	1		
5. AIRBORNE	1	1	1	1	1	1	1		
6. AIRBORNE	1	1	1	1	1	1	1		
7. AIRBORNE	1	1	1	1	1	1	1		
8. AIRBORNE	1	1	1	1	1	1	1		
9. AIRBORNE	1	1	1	1	1	1	1		
10. AIRBORNE	1	1	1	1	1	1	1		
11. AIRBORNE	1	1	1	1	1	1	1		
12. AIRBORNE	1	1	1	1	1	1	1		
13. AIRBORNE	1	1	1	1	1	1	1		
14. AIRBORNE	1	1	1	1	1	1	1		
15. AIRBORNE	1	1	1	1	1	1	1		
16. AIRBORNE	1	1	1	1	1	1	1		
17. AIRBORNE	1	1	1	1	1	1	1		
18. AIRBORNE	1	1	1	1	1	1	1		
19. AIRBORNE	1	1	1	1	1	1	1		
20. AIRBORNE	1	1	1	1	1	1	1		
21. AIRBORNE	1	1	1	1	1	1	1		
22. AIRBORNE	1	1	1	1	1	1	1		
23. AIRBORNE	1	1	1	1	1	1	1		
24. AIRBORNE	1	1	1	1	1	1	1		
25. AIRBORNE	1	1	1	1	1	1	1		
26. AIRBORNE	1	1	1	1	1	1	1		
27. AIRBORNE	1	1	1	1	1	1	1		
28. AIRBORNE	1	1	1	1	1	1	1		
29. AIRBORNE	1	1	1	1	1	1	1		
30. AIRBORNE	1	1	1	1	1	1	1		
31. AIRBORNE	1	1	1	1	1	1	1		
32. AIRBORNE	1	1	1	1	1	1	1		
33. AIRBORNE	1	1	1	1	1	1	1		
34. AIRBORNE	1	1	1	1	1	1	1		
35. AIRBORNE	1	1	1	1	1	1	1		
36. AIRBORNE	1	1	1	1	1	1	1		
37. AIRBORNE	1	1	1	1	1	1	1		
38. AIRBORNE	1	1	1	1	1	1	1		
39. AIRBORNE	1	1	1	1	1	1	1		
40. AIRBORNE	1	1	1	1	1	1	1		
41. AIRBORNE	1	1	1	1	1	1	1		
42. AIRBORNE	1	1	1	1	1	1	1		
43. AIRBORNE	1	1	1	1	1	1	1		
44. AIRBORNE	1	1	1	1	1	1	1		
45. AIRBORNE	1	1	1	1	1	1	1		
46. AIRBORNE	1	1	1	1	1	1	1		
47. AIRBORNE	1	1	1	1	1	1	1		
48. AIRBORNE	1	1	1	1	1	1	1		
49. AIRBORNE	1	1	1	1	1	1	1		
50. AIRBORNE	1	1	1	1	1	1	1		
51. AIRBORNE	1	1	1	1	1	1	1		
52. AIRBORNE	1	1	1	1	1	1	1		
53. AIRBORNE	1	1	1	1	1	1	1		
54. AIRBORNE	1	1	1	1	1	1	1		
55. AIRBORNE	1	1	1	1	1	1	1		
56. AIRBORNE	1	1	1	1	1	1	1		
57. AIRBORNE	1	1	1	1	1	1	1		
58. AIRBORNE	1	1	1	1	1	1	1		
59. AIRBORNE	1	1	1	1	1	1	1		
60. AIRBORNE	1	1	1	1	1	1	1		

17' WOOD AND CANVAS CANOE
BUILT BY THE KENNEBEC BOAT & CANOE Co.

LENGTH OVER ALL -	17' 1 3/4"	CONDITION -	Good
LENGTH BETWEEN STEM TOPS -	15' 3"	SERIAL NUMBER -	14380
DEAN - OVER GUNWALE -	54 1/2"	OWNER -	RICHARD MOLETTE
DEPTH AHEADSHIP - INSIDE -	1 3/4"	MEASURED BY	J. RITTER & R. COSSIN 6-81
WEIGHT DRY - POUNDS -	102	DRAWN BY	J. RITTER 9-81

[illegible]

RESEARCHER: Researcher I. Burrows, THE ABOVE QUOTE, ©1997, BY JERRY STEINBERG

INWARD - MOUNTED ON THE
CANTILEVER 2 1/2" x 3/8" WITH
A 1/2" WASH W/ LOCKWASHER
AND WAS ATTACHED UNDER
INWARD WITH TWO BOLT'S, BOTS

OUTWALE - GENERAL DIMENSIONS ARE 1" x 1" SPRING
TWIN BOLTS FOR THE TUNING ROD AND ADDED
TO EITHER PLATE AND CAUTION ENDS. SCREWED
ON FROM THE OUTSIDE THROUGH EVERY HOLE

INWALE - SPRING R# 76" WAS REVERSED FOR THE
TUNING ROD PLATE. INWARD AND OUTWARD

[illegible]

SHOE KEEL - Oak 6" x 6" x 9" approx. 14' 2" Long
FEATHER TAPE - STRIPS 2" FROM EACH END
SPACED AND PILED THE INTERIOR "STANDARD" SPACED
OPEN RAIL

CANVAS - PROBABLY A
NUMBER 9 CUMY TREATED AT
WASH. ANTI TERMITE TILLER
AND PAINTED CANVAS IS ONE
PIECE.

BASE LINE

SPAC. 5" x 1"



STEM BAND - BAND
WIDE, BENDING, 30
BENDING, 30

STEMS - Ash, 5" x 5", Nails bent, 10" x 14" intervals

1. UNITED STATES
 2. DEPT. OF JUSTICE
 3. WASHINGTON, D.C. 20535
 4. ATTENTION: DIRECTOR
 5. FROM: SAC, NEW YORK (100-100000)
 6. SUBJECT: MURDER OF MARTIN LUTHER KING, JR.
 7. RE: NEW YORK TELETYPE TO BUREAU, APRIL 11, 1968.
 8. FOR INFORMATION OF THE BUREAU, THE NEW YORK OFFICE
 9. IS CURRENTLY CONDUCTING AN INVESTIGATION OF THE
 10. ALLEGED ATTEMPT TO ASSASSINATE MARTIN LUTHER KING, JR.
 11. ON APRIL 4, 1968, IN MEMPHIS, TENNESSEE.
 12. THE NEW YORK OFFICE HAS BEEN ADVISED THAT THE
 13. ATTEMPT TO ASSASSINATE KING WAS MADE BY A PERSON
 14. WHO IDENTIFIED HIMSELF AS A MEMBER OF THE
 15. BLACK PANTHER PARTY (BPP) AND WHO OFFERED
 16. TO ASSIST IN THE ATTEMPT.
 17. THE NEW YORK OFFICE IS CURRENTLY ATTEMPTING TO
 18. LOCATE THIS PERSON AND OBTAIN INFORMATION REGARDING
 19. THE ATTEMPT.
 20. THE NEW YORK OFFICE WILL KEEP THE BUREAU ADVISED
 21. OF ANY DEVELOPMENTS.
 22. VERY TRULY YOURS,
 23. JOHN EDGAR HOOVER
 24. DIRECTOR
 25. ENCLOSURE

COVER BOARDS - SAWN 8" x 15" x 30" SHIPPED AS
IN THE PLAN VIEW, ATTACHED WITH SMALL
NAILS. THE ONLY FASTENING OF THE COVER
BOARDS IS TO RUNNERS OFF THE JOINT
BETWEEN THE DECK, JOIST, RIBS AND

TIMBARTS, FORE + AFT - Where are 25°-27½° with 15" draft. CENTERLINE OF FORWARD TIMBERT IS 30½" FROM BULK CENTERLINE. CENTERLINE OF AFT TIMBERT IS 31½" FROM BULK CENTERLINE. MOUNTED UNDER COILED WITH ONE BRASS BOLT IN EACH

DECKS - SPRUCE, APPROX 19' x 7' ONE SOLID PINE CLASSIC HEART SHAPES CARVED TO THE CURVE OF THE BEER AND 3/4" THICK, AN EDGING AFTER IN 2" XHP AND TWO LARGES ARE ON THE OUTSIDE. BUILDERS SPOKE-ON FROM THE OUTSIDE. BUILDERS PLAYS ON THE STERN.

	STERN SEAT
	SHOULDER DIN" x 12" 19½" x 6" ON CONFED BOARDING OF KAY, IS SPACED 3/8"

STERN SEAT - WHITE OAK, CANOE. STICK
DIMENSIONS: 1 1/2" x 5". SEAT DIMENSIONS:
8 1/2" x 13 1/2". OUTSIDE MEASURE: 14" WIDE,
19 1/2" AND 13 1/2" (DOWEL HOLE SPACED 1/2")
ON CENTER MEASURE ON CHAIRS CANING,
REGULAR 5 SPACED PATTERNS. FRONT EDGE
OF KEE IS 5/8" H. FROM CENTER LINE. 7/8"
SPACE STERN RAIL BACK

BOW SEAT - SEAT DIMENSIONS 10" x 14" OUTSIDE
 MEASURE AND MARK 17" AND 25" ON BOWS
 BOLT THROUGH EACH BOLT POINTED UNDER
 DOUBLE FRONT EDGE OF SEAT TO 4" FROM
 CENTERLINE. SEE OTHER SEAT FOR ADDITIONAL
 INFORMATION.

STEM BAND — Bands
oval, spaced 3/4"
SPACED ABOUT 1/4"

STEMS ~ ARE 36" x 36" STEEL BUILT AND 2' FOR THE THERMOC. APPROX. 40" LONG IS ATTACHED FOR THE BUILT. THIS ATTACHED WITH FLAT END WITH THERMOC. IS IN THE EXACT SAME LINE THE ALUMINUM



Country	1950	1960	1970	1980	1990	2000	2010	2020	2030	2040	2050
Japan	7	10	13	16	19	22	24	25	25	25	25
Italy	5	7	9	11	13	15	17	18	19	20	21
Germany	4	6	8	10	12	14	16	17	18	19	20
France	3	5	7	9	11	13	15	16	17	18	19
United Kingdom	2	4	6	8	10	12	14	15	16	17	18
United States	1	2	3	4	5	6	7	8	9	10	11
Canada	1	2	3	4	5	6	7	8	9	10	11

WHERE'S THE KAYAK



This last month Peter Johnson Identified the top phot as being the Thermalito Afterbay and Chris Crain picked the bottom photo as being Folsom Lake, Rattlesnake Bar. Both received a sticker.

First member to send the correct name of the venue below receives a newly minted, 3-inch in diameter, SNCKC sticker (shown below on the lower left).



Current SNCKC Officers



- | | | | |
|---------------------|-------------------|-----------------------------|---------------------|
| • President: | Chris Crain | • Treasurer: | Colleen Wirth |
| • Trips/VP: | Rachel Finson | • Membership: | Susan Rossman |
| • Programs: | Debi Savoy | • Communications: | Gwen Huff |
| • Secretary: | Marna Duncan | • Newsletter: | Keith Schoendoerfer |
| • At Large: | Marlee Chamberlin | • Honorary (Founder) | Kit Wiegman |

FIND OUR WEBSITE AT

[**mysnckc.org**](https://mysnckc.org)